




We care

weberdry ACR seal



Suitable for waterproofing on building roofs and terraces, waterproofing on external walls, under-tile waterproofing in wet areas, as reflective coat, to reduce heat load



Product description

weberdry ACR seal is a ready-to-use, fiber reinforced elastomeric, super flexible acrylic waterproof coating. It is easy to apply and forms a seamless waterproof barrier which is UV resistant and capable of handling light foot traffic. These properties along with its crack bridging ability makes it ideal for waterproofing roofs and terraces, as an exposed waterproofing coat.

Features and benefits

- Highly flexible.
- More than 150% elongation providing it capability to bridge cracks.
- UV resistant, allows it to be used in exposed areas.
- Tough to sustain light foot traffic.
- Easy to apply - liquid applied membrane, just needs generous coats by using a roller or brush.
- Suitable for new construction, over cementitious substrates, or over existing tiles on roofs.
- Refrains development of fungus or microbes.
- Low VOC.

Standard compliance (tested as per)

- **ASTM D 412 : 2016**
- **ASTM D 471 : 2016**
- **ASTM D 4541 : 2017**
- **DIN 1048**

Area of application

- Waterproofing on building roofs and terraces.
- Waterproofing on external walls.
- Under-tile waterproofing in wet areas.
- As white coloured waterproofing coat will result in reducing heat load.

Precautions

- Proper slope must be maintained on flat rooftops to prevent any water accumulation.
- Substrate **MUST** be in SSD condition before application of primer.
- All joints should be covered by angular fillet.
- Parapet walls should also be coated with weberdry ACR seal, to give a seamless waterproof coat.
- All corners, gaps, joints, protrusions etc shall be reinforced by webertape stickon, and an extra coat should be applied.
- Make sure the applied coats do not get wet before complete curing.
- Do not make any structural changes to applied surface as this may lead to puncture of the coating system and the system would have to be laid again.

Limitations

- If the surface has excess moisture, then there is possibility of blister formation as in case of all liquid applied membrane coating.
- The product is suitable only for light foot traffic. Any vehicular traffic or movement of machinery or equipment can lead to puncture of the exposed membrane and cause leakage.

Method of application

Surface preparation

- Substrate should be sound, levelled and clean without any bond inhibiting substance, like dust, dirt, grease, oil, laitance or loose particles.
- Small hairline cracks should be repaired with weberwall Crackbond.
- Thick cracks must be cut open in V-shaped groove and filled with mixture of webertec SBR, sand and cement. Let this mortar cure for 2-3 days before laying primer over it.

- Corners of walls must be filled with angular fillet or optionally treated with flexible waterproofing tape webertape stickon.
- Ensure proper slope on flat rooftops to prevent water accumulation.

Primer Application

- Apply a coat of weber primer 401 mixed with water in the ratio 1:1, as primer for good and long lasting adhesion
- Wait for 2 -3 hours after application of weber primer 401.

Product Preparation

- Homogeneously mix the material well before application of weberdry ACR Seal.
- Do not add any water, colourant or any solvent under any circumstances.

Product Application

- Apply 1st coat of weberdry ACR seal on the primed surface with roller or brush.
- Wait for 4-6 hours to let the first coat to dry.

- Apply second coat of weberdry ACR seal, perpendicular to the first coat.
- Allow the coat to dry for 96 hours, before allowing any foot traffic on the surface.
- For areas subjected to traffic, protect weberdry ACR seal with an additional coat of protective concrete screed / mortar.

Coverage

- 600 grams / sq m / coat
For terrace waterproofing apply minimum two coats of weberdry ACR seal.

Performance parameters

	Test method	weberdry ACR seal
Weight solids		55%
Elongation at break	ASTM D 412 : 2016	> 150%
Tensile strength N/mm ²	ASTM D 412 : 2016	1.5 Mpa
Water absorption (%)	ASTM D 471 : 2016	5
Adhesion strength N/mm ²	ASTM D 4541 : 2017	> 1 N/mm ²
Hydrostatic pressure	DIN 1048	5 bar passes
Water ponding test		No water penetration through coating layer
Crack bridging	ASTM C 836 : 1995	No cracks upto 1 mm
Accelerated weathering		Tested for 1000 hours to check effect of UV, rain and other environmental conditions

Note for specifiers

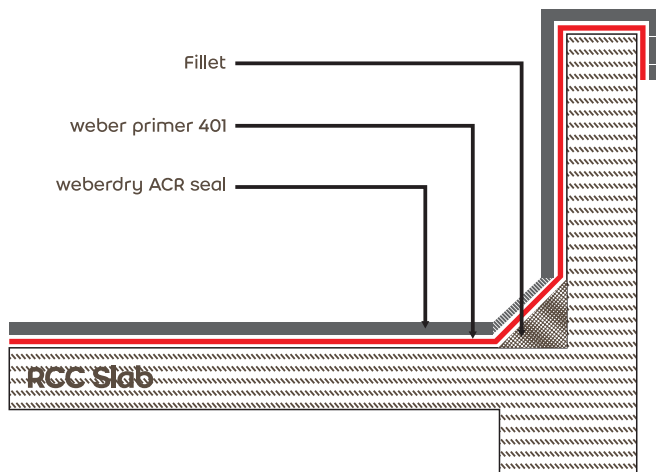


fig. 1 For terrace waterproofing

- Prepare substrate by any suitable means so as to ensure surface is sound, levelled and free of any bond inhibiting substance like dust, dirt, grease, oil, laitance, fungus etc.
- Hairline cracks must be treated with weberwall crackbond and cracks larger than 1 mm must be cut open in V shaped groove and filled with mixture of wetertec SBR, sand and cement.
- All 90 degree joints must be filled with angular fillet.
- Apply one coat of primer weber primer 401 by diluting with water in ratio 1:1.
- Apply 2 coats of weberdry ACR Seal at a thickness of 400-450 microns per coat.
- For areas subjected to regular traffic a protective layer of concrete screed has to be laid after 48 hrs of applying weberdry ACR Seal.

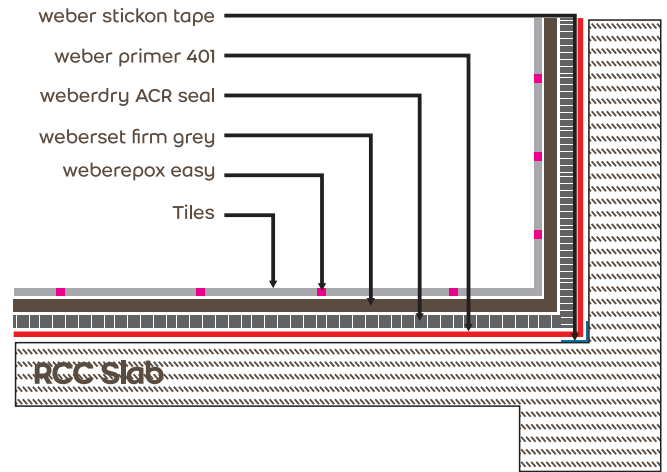


fig. 2 For under-tile waterproofing

- Prepare substrate by any suitable means so as to ensure surface is sound, levelled and free of any bond inhibiting substance like dust, dirt, grease, oil, laitance, fungus etc.
- Hairline cracks must be treated with weberwall crackbond and cracks larger than 1 mm must be cut open in V shaped groove and filled with mixture of wetertec SBR, sand and cement.
- Joints must be treated with weber tape seal.
- Openings for tap and sink must be suitably treated with weber tap seal
- Apply one coat of primer weber primer 401 by diluting with water in ratio 1:1
- Apply 2 coats of weberdry ACR Seal at a thickness of 400-450 microns per coat
- Affix tiles on floor and walls with weberset firm as an tile adhesive keeping a minimum gap of 2 mm between tile or stone.
- After 24 hours fill in the tile joints with epoxy grout - weberepox easy.

Packaging

20 kg air tight buckets.

Shelf Life

24 months from the date of manufacturing if stored in original and unopened packaging in a cool & dry place away from direct sunlight.

Condition of sale

Sold subject to the company's condition of sale which are available on request.

Caution

There may be irritation caused in eyes and skin in case of contact for a very long time. Please seek medical help if the problem persists for a long time. The product is recommended to be applied with gloves.

Disclaimer

The user should determine the usability of the product for its intended use. Our products are manufactured under the Saint-Gobain quality standards, and subjected to strict quality control procedures. Since the company has no control over site conditions and installation procedures, the company will not be responsible under any circumstances for any loss, damage or liability from incorrect usage.



FDS / SDS / DoP
Product information



<https://goo.gl/d39avs>

Scan QR code to download android app for product information and technical data for our complete product range, directly from your smartphone.



Saint-Gobain India Pvt. Ltd. - Weber Business

5th Level, Leela Business Park, Andheri-Kurla Road, Andheri (East), Mumbai-400 059, Maharashtra. India.
Email: weber-india@saint-gobain.com Website : www.in.weber

weber
Connect 
18004252778
www.in.weber



/SaintGobainWeberIndia



/SGWeberIndia



/SaintGobainWeberIndia



/SaintGobainWeberIndia



/company/saint-gobain-weber-india